



LITTLE FLOWER CHILDREN SCHOOL-BALLIA



Affiliated to CBSE New Delhi [10+2]



The time to cheer aloud,
The time when you can play,
On the beach with your loved ones,
And do what your heart say,
There is no one to see here,
There is nothing as such to see,

Only the sunlight passing the home,
And clear blue sky as can be,
Summers are finally here,
So have a good summer time,
As it's the most amazing time
Happy Summer Time.

Session:2025-26

Class-I

PassportSize

Paste Photo

Students Name _____

Roll No: _____

Section: _____

Holiday Homework

NOTICE

Notice

NOTICE NO: LFCS/May/09/2025

Date: 18/05/2025

Dear Parents,

Summer vacation is a joyful and refreshing time for children. It provides them with an opportunity to relax, explore their interests, and learn beyond textbooks. It is also the perfect time to encourage creative thinking and skill development.

To make this vacation meaningful and engaging, we have prepared fun-filled and educational assignments. These have been designed to ensure that children enjoy themselves while learning. We encourage students to complete the tasks independently, with minimal assistance. Your cooperation will help us nurture responsible and curious learners. We would appreciate it if the children complete the assignments on their own. Help and guidance may be given wherever required. Let us work together towards the betterment of the students.

Exciting prizes will be awarded to the best five Holiday Assignments.

Happy Holidays

Happy Holidays

General Instructions to be followed:

1. This is to notify that the school announces Summer Vacation 2025 from 20th May 2025 to 30th June 2025. Classes will resume on 1st July 2025 (Tuesday) as usual.
2. The Summer Vacation Home Assignment is available on our website: www.lfcsballia.co.in
3. The school office will remain open from 8:00 am to 1:00 pm during the summer vacation.
4. The holiday homework is to be done neatly and in accordance with the questions asked. Submit it to the subject teacher on or before 5th July 2025. Late submissions will not be considered for prizes.
5. Mock Test Result Distribution will be held on 24th May 2025, from 9:00 am to 11:30 am.
6. Download the holiday homework pages and complete the tasks.
7. Handwriting should be neat and legible.
8. All holiday homework should be done in the designated holiday homework copy or on the given worksheets.
9. The holiday homework will be graded.
10. Work should be original and not copied from the internet.
11. Assignments should be submitted to the respective subject teachers. Surprise recapitulations will be conducted in July.
12. Encourage your ward to complete the holiday homework independently.

Summer Tips to Follow:

1. A healthy mind resides in a healthy body – go for walks, stay hydrated, eat healthy food, and avoid junk food.
2. Read newspapers, novels, blogs, and stories to build language and vocabulary skills.
3. Get involved in activities like cooking, singing, dancing, aerobics, cycling, trekking, swimming, art and craft, river rafting, and gardening. Share your experiences with friends and family.
4. Spend time with grandparents and parents. Talk to them and learn from their life experiences.

Thanks & Regards

LFCS BALLIA

EXPLORE NATURE

Let's explore nature by accompanying our grandparents/ parents to a morning/ evening walk and observe various animals, birds and plants.

- On the walk, collect dry leaves of varied shapes and be creative with them.
- Make a small nest with dry twigs, branches etc.
- Listen to the various sounds and chirping of birds and try to recognize them.



FAMILY BONDING TIME

Spend quality time with your family and help them to:

- Lay the table.
- Assist in kitchen.
- Learn 2 new indoor games.
- Use 3 magical words - Thank You, Please, Sorry.



VISIT TO A VILLAGE

Let's visit a village nearby and know about the roots of our countryside:

- Find out the crops that are grown.
- Sources of water used for cultivation.
- Make one related drawing on A4 sheet.



activity TIME

- **MAGIC COASTER**

Let's make a coaster with hand printing and get it laminated (size: 4"x4")



- **BIRD FEEDER**

To inculcate the habit of helping the birds around us, let's make a bird feeder with a waste water bottle.



- **FINGER PUPPETS**

It's time to be creative, have fun and to tell a story with self designed finger puppets.

- **ROCK PAINTING**

Let's collect small pebbles/ stones and paint them to give a vibrant look.



- **ADOPT A PLANT**

As we are growing up, so it's time to take up a responsibility. Let's adopt and take care of a plant and take it's before and after picture.



- **MAKE BOOKMARKS**

Let's read atleast two story books and make two bookmarks for them.

नीचे दिए गए प्रश्नों के उत्तर लिखिए और चित्र में रंग भरिए ।
Fill in the blanks and color the picture.



1. यह चित्र का है । (समुद्र तट / बगीचा)

2. आसमान में क्या चमक रहा है ? (चाँद / सूरज)

3. आसमान में क्या उड़ रहे हैं ? (जानवर / पक्षी)

4. कुर्सी पर बैठी लड़की क्या कर रही है । (अखबार पढ़ / सो)

कुर्सी पर बैठी लड़की ।

5. लड़का क्या बना रहा है ? (चित्र / रेत का किला)

लड़का ।

6. बालटी पकड़े लड़के ने सिर पर क्या पहना है ? (टोपी / पगड़ी)

बालटी पकड़े लड़के ने ।

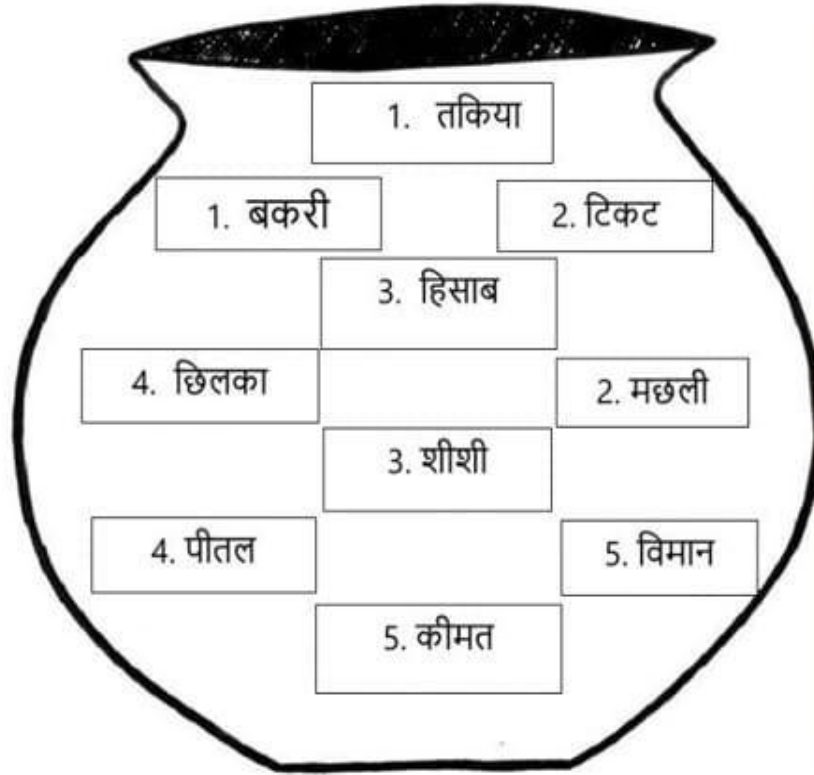
शब्दों को रंगों से बदले ।

1. टमाटर - लाल (Red)
2. कसरत - पीला (Yellow)
3. नटखट - हरा (Green)
4. बादल - नीला (Blue)
5. रात - (Black) काला

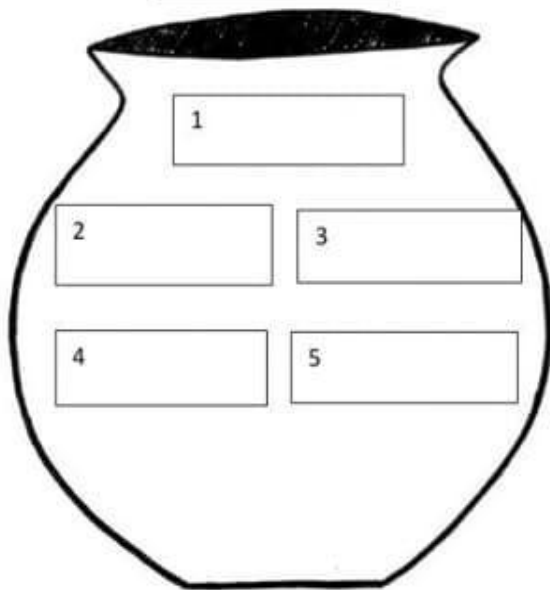


कुछ खेलें

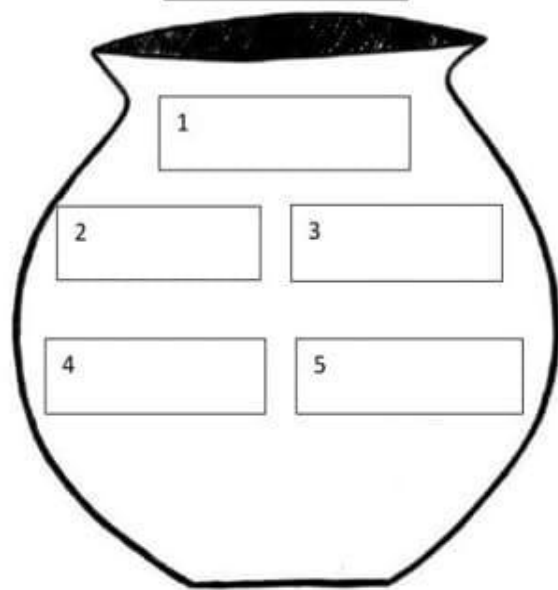
- मटके में रखे 'इ' और 'ई' मात्रा वाले शब्द मिलजुल गए हैं। उनमें से इ और ई मात्रा वाले शब्दों को छाँटकर अलग - अलग मटके में रखें।



ि इ



ी ई



Complete the sentences by dragging and dropping the words from the help box:



happy reading park playing jumping pulling

1. This is a scene of a _____.
2. The children are _____.
3. The girl is _____ a book.
4. One boy is _____ happily.
5. Another boy is _____ the cart.
6. Everybody is looking _____.

Use of a/an



___ mango



___ cap



___ tomato



___ egg



___ owl



___ whistle



___ book



___ igloo



___ ant



___ umbrella



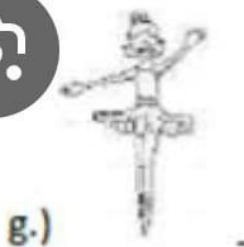
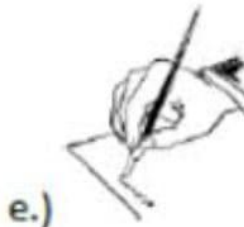
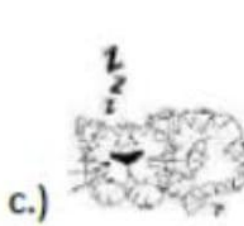

___ apple



___ tree

Q.) Write down the Action taking place :

bath	sleep	run	play	eat	sing
dance	write				



Name: _____

Q. Reading Comprehension

I have a pet cat.
his name is Tom.
Tom is a white cat.
He likes to eat fishes.




1. I have _____.
 - a) a pet cat.
 - b) a pet rat.
 - c) a pet dog.
2. His name is _____.
 - a) Tim.
 - b) Tom.
 - c) Ben.
3. Tom is _____.
 - a) a black cat
 - b) a white cat.
 - c) a gray cat.

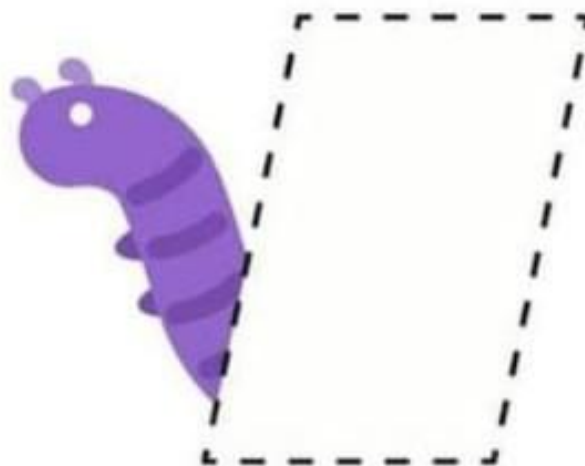
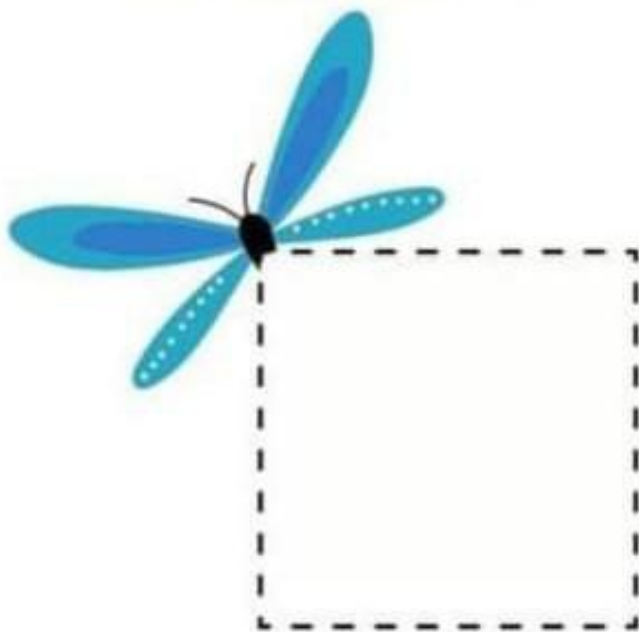


<https://whatistheurl.com/>

1.Help the bird find its way home.

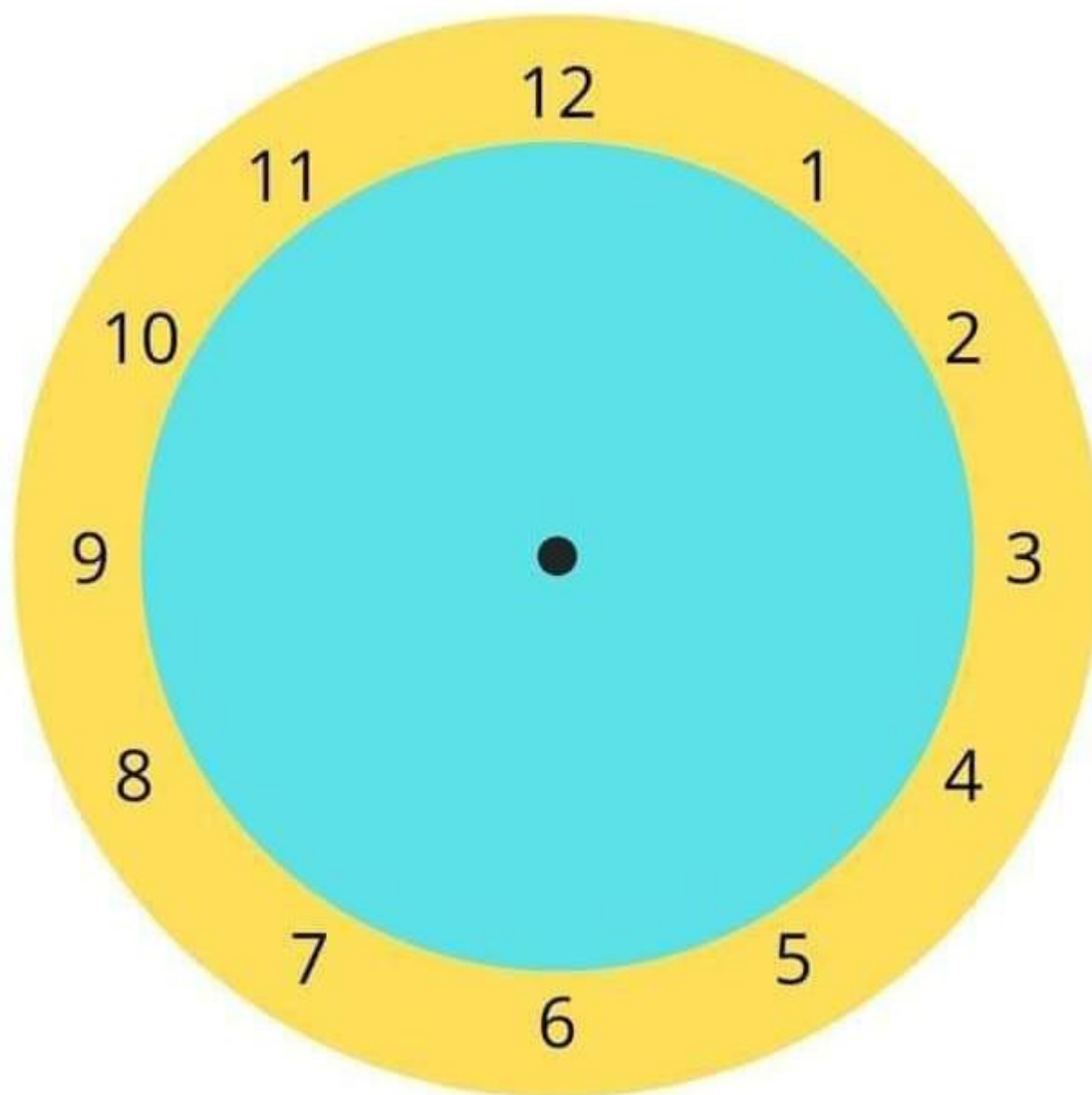


1. Trace the shapes cut and paste the colourful page to the correct shape.




Make your own clock


Instructions: Print on cardboard. Cut out the clock below, and fix the clock hands with a paper fastener.





Minute hand




Hour hand





Healthy Foods



Colour the healthy foods.



Name _____


All About Me

Directions: Count and color to answer the questions.




I have _____ eyes.

They are...



My hair is:

It is...



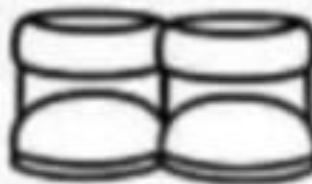
I have _____ fingers.

They fit in...



I have _____ toes.

They fit in...



FO2/1

Self Introduction

What's your name?

Hello! My name is _____.

How old are you?

I am _____ years old.

How are you?

I'm _____.

Where are you from?

I'm from _____.

Where do you live?

I live in _____.

What school do you go to?

I go to _____ school.

What subject do you like?

I like _____.

What subject don't you like?

I don't like _____.

That's me!



Identify the types of houses :

Help Box (drag and drop the correct answer)

Tree House

Igloo

Tepee

Caravan

House Boat



MATCH THE FOLLOWING MUSICAL INSTRUMENTS WITH THEIR NAMES BY DRAWING LINES



Piano

Tuba

Drums

Sitar



Accordin

Flute

Tabla


Guitar

How many Pictures.



Computer Parts

DIRECTIONS: Cut and paste to label the computer parts.



printer

keyboard

monitor

CPU

mouse

COMPUTER HOLIDAY HOMEWORK

Name: _____

Roll No: _____

Class: _____ Section: _____

Date: _____

MACHINES

Chapter-1

A. Tick (✓) the correct option.

1. Which of these is a man-made thing?

a.



b.



c.



2. Which of the following does not run on electricity?

a.



b.



c.



B. Fill in the blanks using the hints given below:

Hints: Bicycle, man-made, machines, electricity

1. A moves when we push the pedal.

2. Crayons are things.

3. makes our work easier.

4. Geyser runs on

C. Write 'T' for true and 'F' for false.

1. Apple is a man-made thing.

2. Washing Machine runs on muscle power.

3. We cannot listen songs on computer.

4. Machines can work very fast.

1. Draw and colour any 5 fruits and 5 vegetable on a chart paper.

My Daily Routine

Name: _____|Class: _____|Date: _____

Activity	Time Spent / Time of Day	Remarks (if any)
Wake-up Time		
Morning Routine		
Exercise / Yoga		
Breakfast		
Study Time - 1		
Short Break		
Study Time - 2		
Screen Time (TV/Mobile)		
Lunch		
Rest / Nap		
Reading / Hobby Time		
Evening Exercise / Play		
Dinner		
Family Time		
Bed Time		

One thing I enjoyed today: _____

One good habit I followed today: _____